

# Romania

## Tuberculosis profile

Population 2013		22 million
Estimates of TB burden * 2013		Rate
Number (thousands)	(per 100 000 population)	
Mortality (excludes HIV+TB)	1.2 (1.2–1.2)	5.4 (5.4–5.5)
Mortality (HIV+TB only)	0.089 (0.061–0.12)	0.41 (0.28–0.57)
Prevalence (includes HIV+TB)	27 (13–45)	123 (60–209)
Incidence (includes HIV+TB)	19 (17–22)	87 (79–101)
Incidence (HIV+TB only)	0.52 (0.47–0.6)	2.4 (2.2–2.8)
Case detection, all forms (%)	82 (71–90)	

Estimates of MDR-TB burden * 2013	New	Retreatment
% of TB cases with MDR-TB	2.8 (1.8–4.2)	11 (8–15)
MDR-TB cases among notified pulmonary TB cases	300 (190–440)	410 (300–540)

TB case notifications 2013	New **	Relapse
Pulmonary, bacteriologically confirmed	8 085	2 196
Pulmonary, clinically diagnosed	2 472	346
Extrapulmonary	2 303	121

<b>Total new and relapse</b>	<b>15 523</b>
Previously treated, excluding relapses	1 188
<b>Total cases notified</b>	<b>16 711</b>

Among 15 523 new and relapse cases:  
695 (4%) cases aged under 15 years; male:female ratio: 2.0

Reported cases of RR-/MDR-TB 2013	New	Retreatment	Total **
Cases tested for RR-/MDR-TB	4 737 (59%)	2 263 (59%)	7 000
Laboratory-confirmed RR-/MDR-TB cases			627
Patients started on MDR-TB treatment			650

TB/HIV 2013	Number	(%)
TB patients with known HIV status	9 688	(58)
HIV-positive TB patients	265	(3)
HIV-positive TB patients on co-trimoxazole preventive therapy (CPT)	239	(90)
HIV-positive TB patients on antiretroviral therapy (ART)	244	(92)
HIV-positive people screened for TB	183	
HIV-positive people provided with IPT	155	

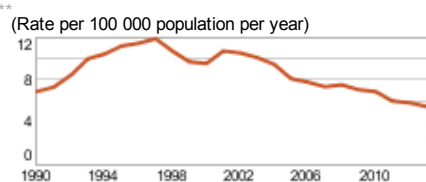
Treatment success rate	(%)
New and relapse cases registered in 2012	85
Previously treated cases, excluding relapse, registered in 2012	45
HIV-positive TB cases, all types, registered in 2012	60
RR-/MDR-TB cases started on second-line treatment in 2011	26
XDR-TB cases started on second-line treatment in 2011	18

Laboratories 2013	
Smear (per 100 000 population)	0.5
Culture (per 5 million population)	20.5
Drug susceptibility testing (per 5 million population)	9.9
Sites performing Xpert MTB/RIF	0
Is second-line drug susceptibility testing available?	Yes, in country

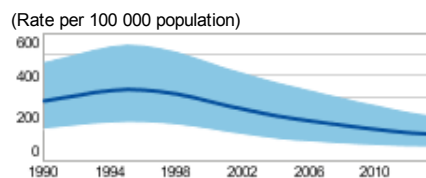
Financing TB control 2014	
National TB programme budget (US\$ millions)	18
% Funded domestically	44%
% Funded internationally	19%
% Unfunded	36%

\* Ranges represent uncertainty intervals

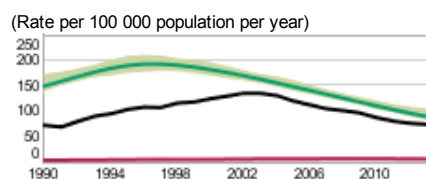
\*\* Includes cases with unknown previous TB treatment history



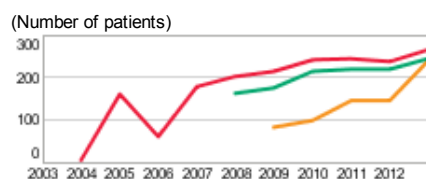
— Mortality (excludes HIV+TB)



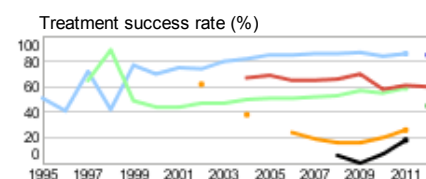
— Prevalence



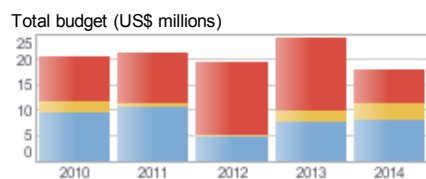
— Incidence (new and relapse) — Incidence (HIV+ TB only)



— HIV-positive TB patients on CPT — on ART



— New — New and relapse — HIV-positive — RR-/MDR-TB — XDR-TB  
— Retreatment — Retreatment, excluding relapse



— Funded domestically — Funded internationally — Unfunded

Data are as reported to WHO. Estimates of TB and MDR-TB burden are produced by WHO in consultation with countries.

## ROMANIA HIV COUNTRY PROFILE

### 2a. HIV prevalence in the last 5 years

ADULTS >15 years	HIV PREVALENCE ADULTS/100.000	AIDS PREVALENCE ADULTS/100.000	HIV INCIDENCE ADULTS/100.000	AIDS INCIDENCE ADULTS/100.000
2010	14.53	23.77	1.45	1.32
2011	16.83	25.53	2.22	1.62
2012	19.34	27.07	2.51	1.54
2013	21.87	28.81	2.54	1.74
2014	24.30	31.88	2.38	1.73

Source: Department of Monitoring and Evaluation of HIV/AIDS Infection HIV/SIDA in România - Coordinator Dr. Mariana Mardarescu, [www.cnlas.ro](http://www.cnlas.ro)

### 2b. HIV prevalence by age, sex and risk groups (MSM, SW, IDU, general population)

The prevalence rate for MSMs and IDUs is currently under assessment.

Source: Department of Monitoring and Evaluation of HIV/AIDS Infection HIV/SIDA in România - Coordinator Dr. Mariana Mardarescu, [www.cnlas.ro](http://www.cnlas.ro)

#### Situation of the HIV testing among IDUs in Romania, between 2010 - 2012

HIV Testing/Year	2010	2011	2012
Total IDUs	1233	934	1110
No IDUs tested for HIV	288	216	358
No of HIV found POS among IDUs tested	12	25	89

Source: Anti-Drug National Agency – Romania: “Situation of Drugs in Romania, in 2012”, <http://www.ana.gov.ro>

### 2c. Total number of infected people

Cumulative total: 20.146, PLWHA: 12.886

Source: Department of Monitoring and Evaluation of HIV/AIDS Infection HIV/SIDA in România - Coordinator Dr. Mariana Mardarescu, [www.cnlas.ro](http://www.cnlas.ro)

### 2d. Ongoing projects

The National Programme for HIV Prevention and Treatment from the National Health Strategy 2014-2020.

Strengthening the prevention and control of HIV/AIDS, HVB, HVC, in Romania – Norway Grants.

Source: Department of Monitoring and Evaluation of HIV/AIDS Infection HIV/SIDA in România – Coordinator Dr. Mariana Mardarescu, [www.cnlas.ro](http://www.cnlas.ro)